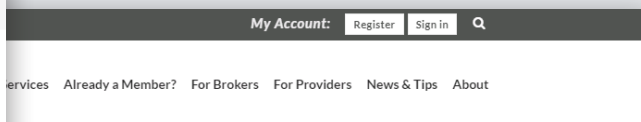


Register as a QualChoice member to manage your benefits and health online – 24 hours a day, 7 days a week! You can even manage your account on the go. We're mobile friendly!

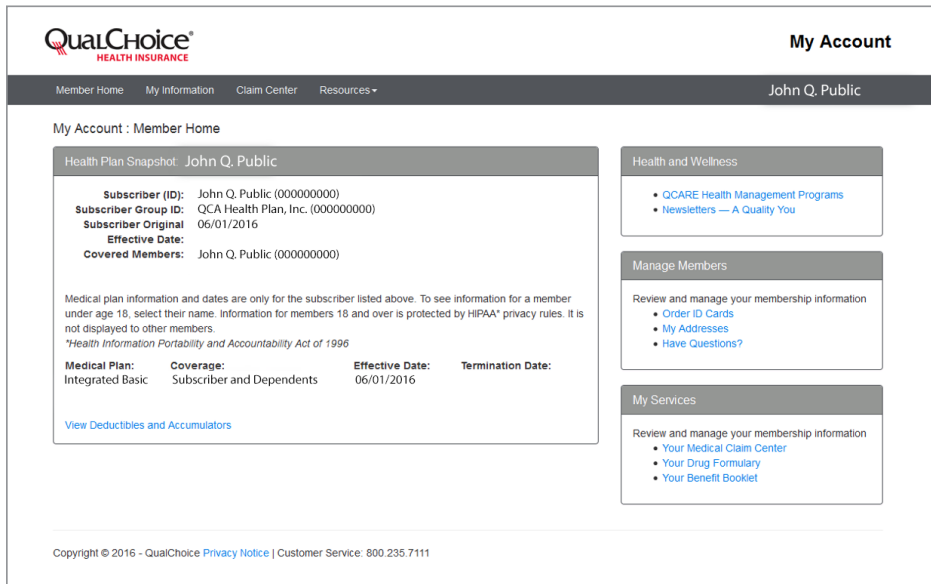


**Step 1.** Go to *QualChoice.com* and look for *My Account* at top of the page.



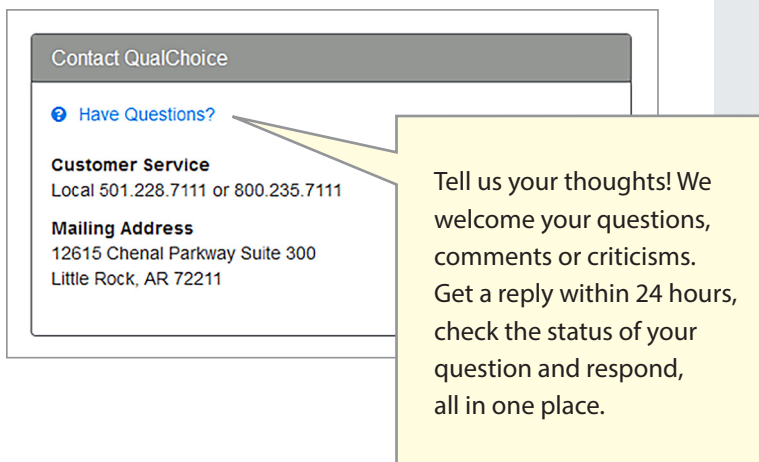
**Step 2.** Register or sign in.

Click on *Register* if this is your first visit. If you've registered before, just sign in. You may be asked to set up a new account, using your email address as your user name. You will only have to do this once.



### Step 3. Sign in and review your *My Account Member Home* page.

Use the navigation bar at top to view your account information, claim center and other resources. Or use the links at right for often-used pages.



### Step 4. Manage your account.

- Review your claims
- View your benefit booklet
- Change your address or password
- Order an ID Card or print a temporary one
- See what you've spent toward your deductible
- Get health and wellness information
- Send us a comment or question

For help or questions, call Customer Service at 800. 235.7111 or 501.228.7111 between 8:00 a.m. and 5:00 p.m., Monday through Friday.