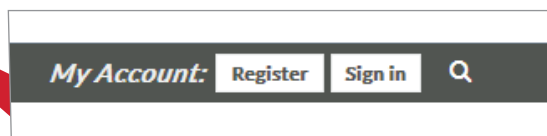
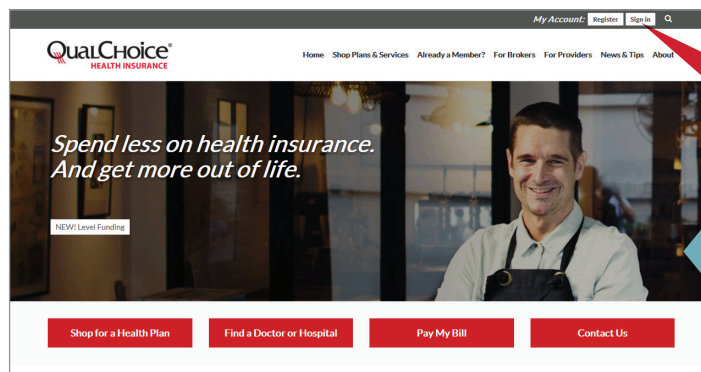


Take Steps to Save with an FSA

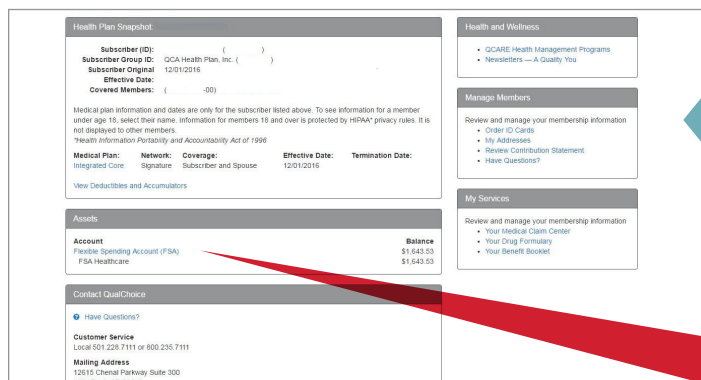
Start saving money today with a QualChoice Flexible Spending Account (FSA). Have funds set aside from each paycheck. Then use the funds to pay for copayments, prescriptions and other approved healthcare expenses with a special FSA debit card. View your balance – and your savings – online.

Follow the steps below to set up your account.



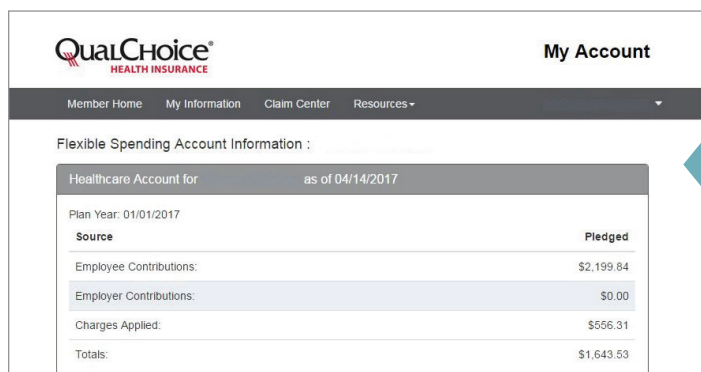
Step 1

Sign in
at QualChoice.com



Step 2

Select
Flexible Spending Account



Step 3

Review
your contributions,
charges applied and
remaining balance

Check with your HR department or your employer about signing up for an FSA. Start saving today!