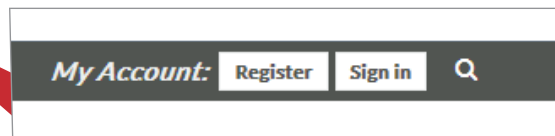
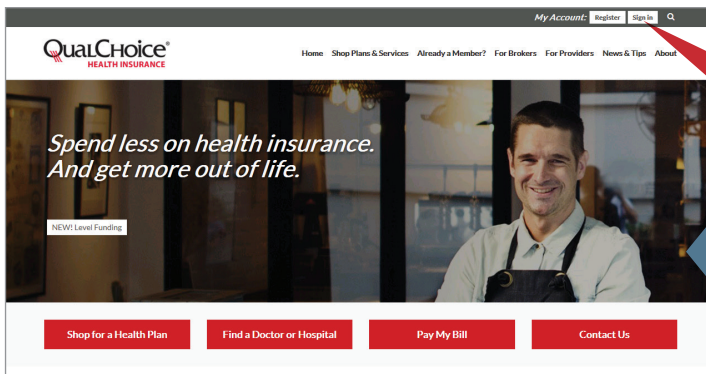


# Take Steps to Save with an FSA

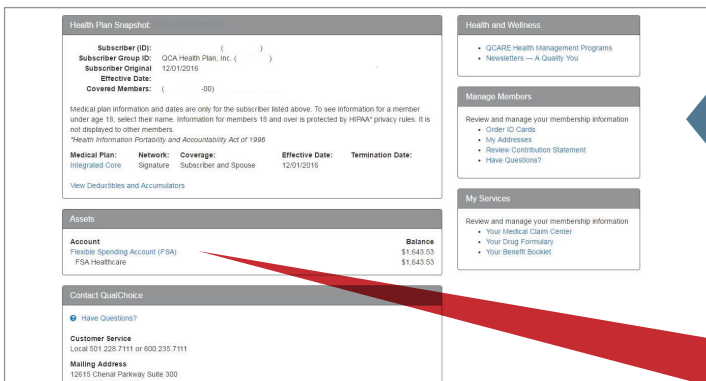
Start saving money today with a QualChoice Flexible Spending Account (FSA). Have funds set aside from each paycheck. Then use the funds to pay for copayments, prescriptions and other approved healthcare expenses with a special FSA debit card. View your balance — and your savings — online.

## Follow the steps below to set up your account.



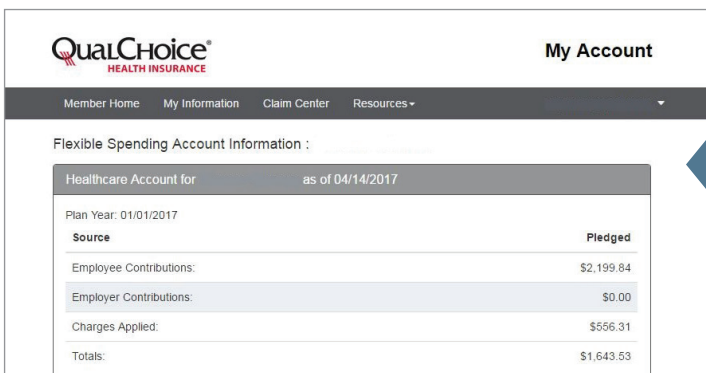
### Step 1

**Sign in**  
at QualChoice.com



### Step 2

**Select**  
Flexible Spending Account



### Step 3

**Review**  
your contributions, charges  
applied and remaining balance

**Check with your HR department or your employer about signing up for an FSA. Start saving today!**